

Garfield Heights City School District

Monthly Financial Report

Fiscal Year 2024 Revenue and Expenditure Activity Through January

Table of Contents

FISCAL YEAR 2024 REVENUE AND EXPENDITURE ANALYSIS THROUGH JANUARY	3
FISCAL YEAR 2024 MONTHLY REVENUE ANALYSIS - JANUARY	4
FISCAL YEAR 2024 REVENUE ANALYSIS - JULY - JANUARY	5
FISCAL YEAR 2024 MONTHLY EXPENDITURE ANALYSIS - JANUARY	6
FISCAL YEAR 2024 EXPENDITURE ANALYSIS - JULY - JANUARY	7

FISCAL YEAR 2024 REVENUE AND EXPENDITURE ANALYSIS THROUGH JANUARY

1. ACTUAL COMPARED TO FORECAST VARIANCE AND NET FAVORABILITY ANALYSIS

CURRENT YEAR-TO-DATE REVENUE COLLECTIONS INDICATE A

\$699,104

UNFAVORABLE COMPARED TO FORECAST

CURRENT YEAR-TO-DATE EXPENDITURES INDICATE A

\$360,919

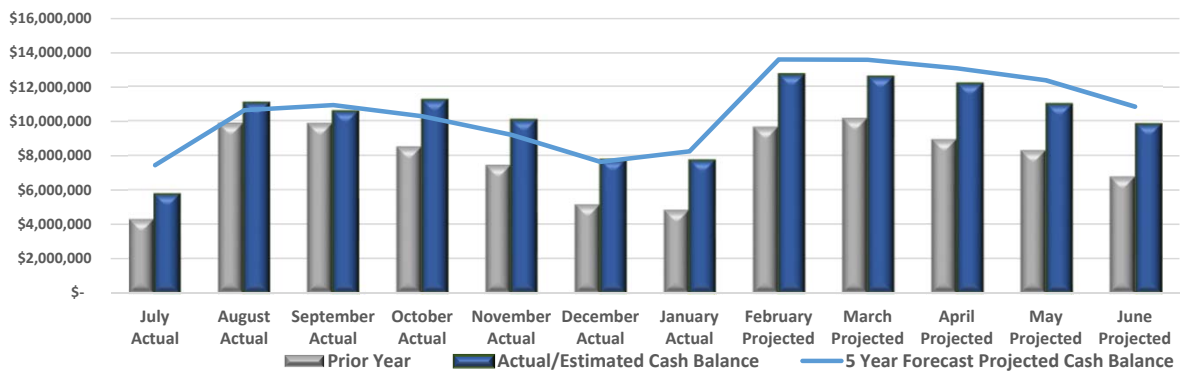
UNFAVORABLE COMPARED TO FORECAST

POTENTIAL NET IMPACT WOULD RESULT IN A

\$1,060,023

UNFAVORABLE IMPACT ON THE CASH BALANCE

2. VARIANCE AND CASH BALANCE COMPARISON



CURRENT MONTHLY CASH FLOW ESTIMATES A JUNE 30, 2024 CASH BALANCE OF

\$9,806,963

Current monthly cash flow estimates, including actual data through January indicate that the June 30, 2024 cash balance will be \$9,806,963, which is \$1,060,023 less than the five year forecast of \$10,866,987.

June 30 ESTIMATED CASH BALANCE IS

\$(1,060,023)

LESS THAN THE FORECAST/BUDGET AMOUNT

3. FISCAL YEAR 2024 REVENUE SHORTFALL/SURPLUS ANALYSIS (BASED UPON ACTUAL/ESTIMATED VARIANCE)

FY 2023 June Cash Balance

\$6,773,146

Estimated FY 2024 June Cash Balance

\$9,806,963

OPERATING SURPLUS OF

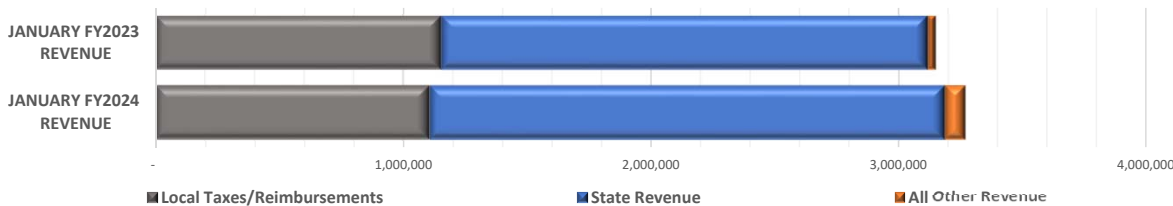
\$3,033,818

WILL INCREASE THE CASH BALANCE BY THE END OF THE FISCAL YEAR

Current cash flow monthly trend-estimates indicate this year's ending June 30 cash balance will INCREASE \$3,033,818 compared to last fiscal year ending June 30. This surplus outcome is the result of the cash flow revenue estimate of \$45,720,294 totaling more than estimated cash flow expenditures of \$42,686,476.

FISCAL YEAR 2024 MONTHLY REVENUE ANALYSIS - JANUARY

1. JANUARY REVENUE COLLECTIONS COMPARED TO PRIOR YEAR



	Actual Revenue Collections For January	Prior Year Revenue Collections	Actual Compared to Last Year
Local Taxes/Reimbursements	1,106,000	1,153,000	▼ (47,000)
State Revenue	2,080,000	1,963,936	▲ 116,065
All Other Revenue	82,679	33,105	▲ 49,574
Total Revenue	3,268,679	3,150,040	▲ 118,639

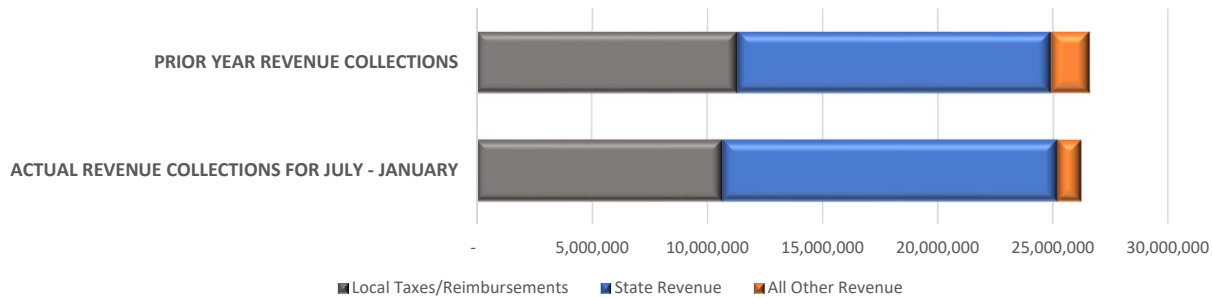
Actual revenue for the month was up

\$118,639

compared to last year.

Overall total revenue for January is up 3.8% (\$118,639). The largest change in this January's revenue collected compared to January of FY2023 is higher unrestricted grants in aid (\$132,468) and lower local taxes (-\$47,000). A single month's results can be skewed compared to a prior year because of the timing of revenue received. The fiscal year-to-date results, when involving additional months of revenue activity can provide more insight.

2. ACTUAL REVENUE RECEIVED THROUGH JANUARY COMPARED TO THE PRIOR YEAR



	Actual Revenue Collections For July - January	Prior Year Revenue Collections For July - January	Current Year Compared to Last Year
Local Taxes/Reimbursements	10,666,565	11,325,146	▼ (658,581)
State Revenue	14,515,664	13,575,116	▲ 940,548
All Other Revenue	1,029,647	1,678,601	▼ (648,954)
Total Revenue	26,211,875	26,578,862	▼ (366,987)

COMPARED TO THE SAME PERIOD, TOTAL REVENUES ARE

\$366,987

LOWER THAN THE PREVIOUS YEAR

Fiscal year-to-date General Fund revenue collected totaled \$26,211,875 through January, which is -\$366,987 or -1.4% lower than the amount collected last year. The largest difference in revenue when comparing current year-to-date revenue collected through January to the same period last year is local taxes revenue coming in -\$807,178 lower compared to the previous year, followed by advances in coming in -\$658,700 lower.

FISCAL YEAR 2024 REVENUE ANALYSIS - JULY - JANUARY

3. POSSIBLE CASH FLOW VARIANCE FROM FORECAST DUE TO FYTD ACTUAL RESULTS

CURRENT YEAR-TO-DATE REVENUE
COLLECTIONS INDICATE A

\$699,104

UNFAVORABLE COMPARED TO
FORECAST

	Forecast Annual Revenue Estimates	Cash Flow Actual/Estimated Calculated Annual Amount	Current Year Forecast Compared to Actual/Estimated
Loc. Taxes/Reimbur.	19,703,017	19,240,585	(462,432)
State Revenue	24,919,158	24,506,444	(412,714)
All Other Revenue	1,797,223	1,973,265	176,042
Total Revenue	46,419,398	45,720,294	(699,104)

The top two categories (local taxes and unrestricted grants in aid), represents 110.3% of the variance between current revenue estimates and the amounts projected in the five year forecast.

The total variance of \$699,104 (current revenue estimates vs. amounts projected in the five year forecast) is equal to 1.51% forecast annual revenue

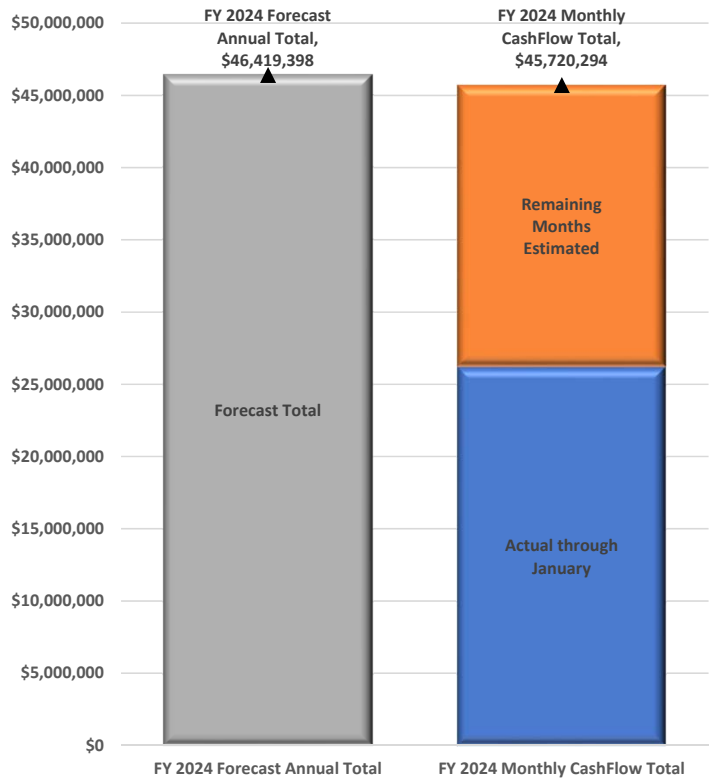
Top Forecast vs. Cash Flow Actual/Estimated Amounts

Variance Based on Actual/Estimated Annual Amount	Expected Over/(Under) Forecast
Local Taxes ▼	(556,558)
Unrestricted Grants In Aid ▼	(214,592)
Restricted Aid State ▼	(198,122)
Miscellaneous Receipts ▲	110,542
All Other Revenue Categories ▲	159,626
Total Revenue ▼	(699,104)

4. REVENUE VARIANCE ANALYSIS OF POTENTIAL IMPACT

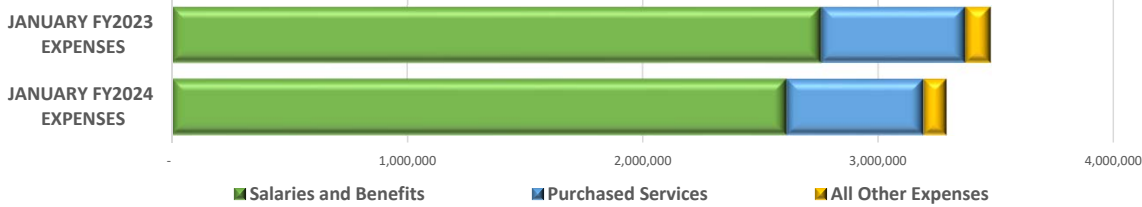
Results through January indicate an unfavorable variance of \$699,104 compared to the forecast total annual revenue. This means the forecast cash balance could be reduced.

The fiscal year is 58% complete. Monthly cash flow, comprised of 7 actual months plus 5 estimated months indicates revenue totaling \$45,720,294 which is -\$699,104 less than total revenue projected in the district's current forecast of \$46,419,398



FISCAL YEAR 2024 MONTHLY EXPENDITURE ANALYSIS - JANUARY

1. JANUARY EXPENDITURES COMPARED TO PRIOR YEAR



	Actual Expenses For January	Prior Year Expenditure Incurred	Actual Compared to Last Year
Salaries and Benefits	2,612,010	2,758,692	▼ (146,682)
Purchased Services	581,277	612,274	▼ (30,997)
All Other Expenses	98,424	107,575	▼ (9,151)
Total Expenditures	3,291,711	3,478,541	▼ (186,830)



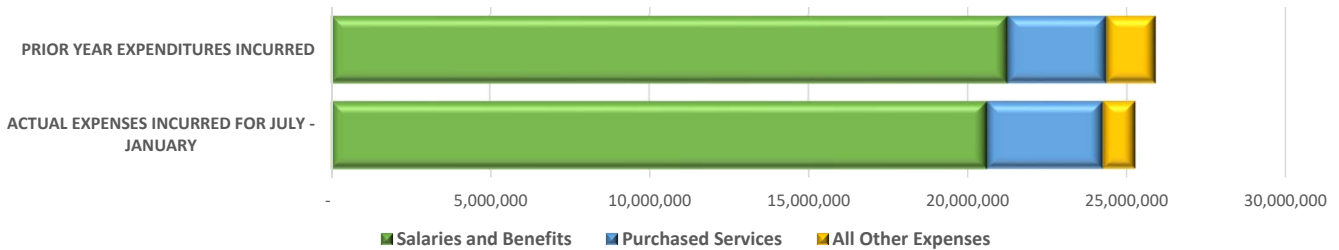
Actual expenses for the month was down

\$186,830

compared to last year.

Overall total expenses for January are down -5.4% (-\$186,830). The largest change in this January's expenses compared to January of FY2023 is lower regular certified salaries (-\$133,488), lower classified other compensation (-\$84,918) and lower professional and technical services (-\$40,610). A single month's results can be skewed compared to a prior year because of the timing when expenses are incurred. The fiscal year-to-date results, when involving additional months of expense activity can provide more insight.

2. ACTUAL EXPENSES INCURRED THROUGH JANUARY COMPARED TO THE PRIOR YEAR



	Actual Expenses For July - January	Prior Year Expenditures Incurred	Actual Compared to Last Year
Salaries and Benefits	20,609,734	21,256,879	▼ (647,145)
Purchased Services	3,642,731	3,106,677	▲ 536,054
All Other Expenses	1,024,327	1,542,869	▼ (518,542)
Total Expenditures	25,276,792	25,906,426	▼ (629,633)

Compared to the same period, total expenditures are

\$629,633

lower than the previous year

Fiscal year-to-date General Fund expenses totaled \$25,276,792 through January, which is -\$629,633 or -2.4% lower than the amount expended last year. The largest difference in expenditures when comparing current year-to-date expenditures through January to the same period last year is that regular certified salaries costs are -\$754,320 lower compared to the previous year, followed by professional and technical services coming in \$417,054 higher and redemption of principal coming in -\$200,000 lower.

FISCAL YEAR 2024 EXPENDITURE ANALYSIS - JULY - JANUARY

3. POSSIBLE CASH FLOW VARIANCE FROM FORECAST DUE TO FYTD ACTUAL RESULTS

**CURRENT YEAR-TO-DATE
EXPENDITURES INDICATE A**

\$360,919

**UNFAVORABLE COMPARED TO
FORECAST**

	Forecasted Annual Expenses	Cash Flow Actual/Estimated Calculated Annual Amount	Forecasted amount compared to Actual/Estimated
Salaries and Benefits	33,388,246	33,687,619	▲ 299,372
Purchased Services	6,210,898	6,702,391	▲ 491,493
All Other Expenses	2,726,413	2,296,467	▼ (429,946)
Total Expenditures	42,325,557	42,686,476	▲ 360,919

Top Forecast vs. Cash Flow Actual/Estimated Amounts

Variance Based on	Expected Over/(Under) Forecast
Actual/Estimated Annual Amount	
Retirement Classified ▲	718,686
Retirement Certified ▼	(595,860)
Regular Classified Salaries ▲	588,019
Professional and Technical Services ▲	353,391
All Other Expense Categories ▼	(703,317)
Total Expenses ▲	360,919

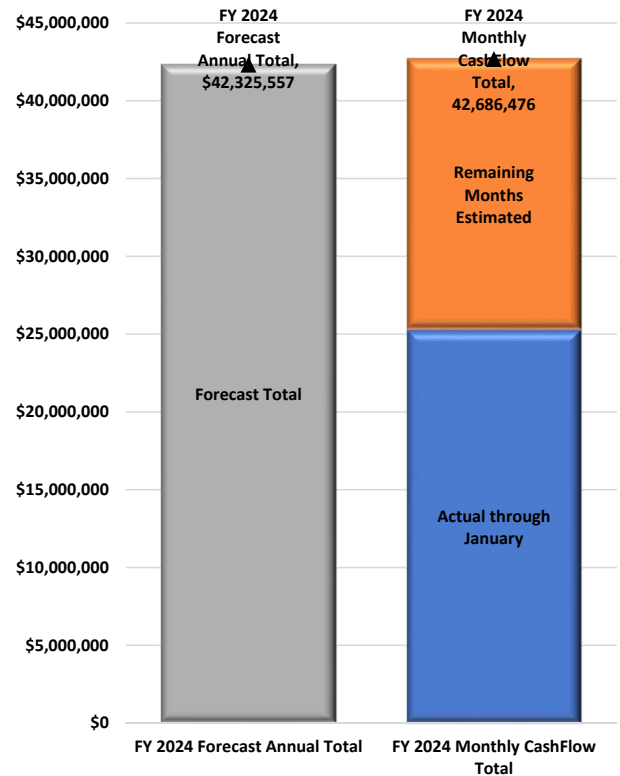
The top two categories (retirement classified and retirement certified), represents 34.% of the variance between current expense estimates and the amounts projected in the five year forecast.

The total variance of \$360,919 (current expense estimates vs. amounts projected in the five year forecast) is equal to .9% of the total Forecasted annual expenses.

4. EXPENDITURE VARIANCE ANALYSIS OF POTENTIAL IMPACT

Results through January indicate that Fiscal Year 2024 actual/estimated expenditures could total \$42,686,476 which has a unfavorable expenditure variance of \$360,919. This means the forecast cash balance could be reduced.

The fiscal year is approximately 58% complete. Monthly cash flow, comprised of 7 actual months plus 5 estimated months indicates expenditures totaling \$42,686,476 which is \$360,919 more than total expenditures projected in the district's current forecast of \$42,325,557



Garfield Heights City Schools

January 31, 2024



MM Financial Summary

Fund	Fund Name	Beginning Balance	Monthly Receipts	Fiscal Year To Date Receipts	Monthly Expenditures	Current Fund Balance	Current Encumbrances	Unencumbered Fund Balance	
001	General Fund	\$6,773,145.75	\$3,268,679.28	\$26,211,875.48	\$3,291,710.95	\$25,276,792.39	\$7,708,228.84	\$2,236,272.22	\$5,471,956.62
002	Bond Retirement	\$2,404,571.22	\$231,000.00	\$1,753,579.57	\$0.00	\$4,097,339.47	\$60,811.32	\$0.00	\$60,811.32
003	Permanent Improvement	\$101,972.68	\$10,277.50	\$47,834.95	\$39,357.30	\$181,005.63	(\$31,198.00)	\$0.00	-\$31,198.00
004	Building Fund	\$41,212.47	\$5,273.87	\$34,189.25	\$0.00	\$0.00	\$75,401.72	\$0.00	\$75,401.72
006	Food Service	\$1,626,825.50	\$8,396.36	\$659,104.17	\$115,141.52	\$937,149.30	\$1,348,780.37	\$448,868.31	\$899,912.06
007	Special Trust	\$10,614.21	\$0.00	(\$850.00)	\$500.00	\$4,500.00	\$5,264.21	\$4,500.00	\$764.21
008	Endowment Trust	\$106,158.71	\$612.41	\$4,787.57	\$1,500.00	\$1,500.00	\$109,446.28	\$0.00	\$109,446.28
009	Uniform Supplies	\$0.00	\$509.00	\$2,984.00	\$1,315.63	\$21,067.61	(\$18,083.61)	\$3,590.53	-\$21,674.14
014	Rotary - Internal Services	\$45,764.69	\$150.00	\$550.00	\$0.00	\$7,578.85	\$38,735.84	\$0.00	\$38,735.84
018	Public School Support	\$9,132.96	\$3,575.26	\$18,243.88	\$4,306.34	\$10,742.46	\$16,634.38	\$4,821.60	\$11,812.78
019	Other Grants	\$365,281.16	\$106,566.97	\$597,627.48	\$23,935.62	\$369,099.83	\$593,808.81	\$179,350.99	\$414,457.82
022	District Agency	\$28,500.12	\$0.00	\$0.00	\$0.00	\$0.00	\$28,500.12	\$0.00	\$28,500.12
024	Employee Benefits Self Insurance	\$94,542.36	\$0.00	\$0.00	(\$52,395.70)	(\$114,030.09)	\$208,572.45	\$2,488,434.10	-\$2,279,861.65
034	Classroom Facilities Maintenance	\$193,838.04	\$14,722.50	\$148,728.07	\$86,388.13	\$226,626.98	\$115,939.13	\$52,366.68	\$63,572.45
200	Student Managed Funds	\$17,325.28	\$0.00	\$11,434.23	\$0.00	\$26,399.02	\$2,360.49	\$1,925.65	\$434.84
300	District Managed Funds	(\$503.00)	\$1,352.14	\$21,068.98	\$30,689.32	\$169,756.06	(\$149,190.08)	\$60,549.13	-\$209,739.21
401	Auxiliary Services	(\$930.38)	\$893.69	\$355,569.39	\$29,769.35	\$193,907.47	\$160,731.54	\$215,550.88	-\$54,819.34
439	Public School Preschool	(\$6,460.30)	\$0.00	\$12,806.41	\$22,216.66	\$100,279.43	(\$93,933.32)	\$0.00	-\$71,716.66
440	Entry Year Programs	\$182.53	\$0.00	\$0.00	\$0.00	\$0.00	\$182.53	\$0.00	\$182.53
451	OneNet (Data Communication)	\$13,228.04	\$0.00	\$230.50	\$0.00	\$0.00	\$13,458.54	\$0.00	\$13,458.54
452	Schoolnet Professional Development	\$8.95	\$0.00	\$0.00	\$0.00	\$0.00	\$8.95	\$0.00	\$8.95
461	Vocational Education Enhancements	\$3,198.82	\$0.00	\$0.00	\$0.00	\$0.00	\$3,198.82	\$0.00	\$3,198.82
463	Alternative Schools	\$334.05	\$0.00	\$0.00	\$0.00	\$0.00	\$334.05	\$0.00	\$334.05
467	Health and Wellness	\$0.67	\$0.00	\$0.00	\$0.00	\$0.00	\$0.67	\$0.00	\$0.67
499	Miscellaneous State Grants	\$20,886.27	\$0.00	\$0.00	\$0.00	\$0.00	\$20,886.27	\$0.00	\$20,886.27
504	CCBD funds (defunct)	\$0.45	\$0.00	\$0.00	\$0.00	\$0.00	\$0.45	\$0.00	\$0.45
506	Race to the Top	\$604.50	\$0.00	\$0.00	\$0.00	\$0.00	\$604.50	\$0.00	\$604.50
507	ESSER	(\$423,219.67)	\$503,432.90	\$8,961,087.09	\$225,502.06	\$7,903,601.40	\$634,266.02	\$564,252.73	\$70,013.29
509	21st Century College Now	\$68,440.60	\$0.00	\$34,970.33	\$34,851.71	\$112,327.69	(\$8,916.76)	\$16,835.00	-\$25,751.76
516	IDEA-B	(\$30,612.82)	\$544,865.46	\$596,866.32	\$25,448.36	\$618,378.76	(\$52,125.26)	\$455,508.26	-\$507,633.52
533	Title IID Technology	\$75.92	(\$0.00)	(\$0.00)	\$0.00	\$0.00	\$75.92	\$0.00	\$75.92
536	Title I - School Improvement Part A	\$4,951.85	\$15,253.84	\$27,415.68	\$5,476.68	\$38,566.80	(\$6,199.27)	\$0.00	-\$6,199.27
572	Title I - Disadvantaged Children	(\$804,033.18)	\$673,786.61	\$1,918,682.74	\$172,418.23	\$1,860,088.81	(\$745,439.25)	\$183,251.29	-\$928,690.54
573	Title V	\$2,074.48	\$0.00	\$0.00	\$0.00	\$0.00	\$2,074.48	\$0.00	\$2,074.48
584	Title IVA	(\$499.33)	\$63,765.28	\$110,790.63	\$24,031.44	\$114,783.63	(\$4,492.33)	\$53,927.09	-\$58,419.42
587	Preschool Handicap	(\$2,045.72)	\$8,107.93	\$24,313.10	\$2,437.89	\$36,128.03	(\$13,860.65)	\$0.00	-\$13,860.65
590	Title II-A - Improving Teacher Quality	(\$49,814.02)	\$58,598.61	\$128,256.43	\$11,282.50	\$167,846.78	(\$89,404.37)	\$6,923.36	-\$96,327.73
599	Miscellaneous Federal Grants	\$4,903.68	\$0.00	\$0.00	\$0.00	\$0.00	\$4,903.68	\$0.00	\$4,903.68
	Grand Totals (ALL Funds)	\$10,619,657.54	\$5,519,819.61	\$41,682,146.25	\$4,095,883.99	\$42,361,436.31	\$9,940,367.48	\$6,976,927.82	\$2,985,656.32

Garfield Heights City Schools



Approved Grant Funds for 2023/2024

Fund	Description	Authorized Amount	Monthly Amount Received	Amount Received Project-To-Date
	<u>Intermediate Grants</u>			
019/914A	Closing the Achievement Gap - CY 2023	\$100,000.00		79,394.15
019/924T	TSL Grant (expected amount from ESC)	\$405,298.93		\$23,733.75
	Total Intermediate Grants	\$505,298.93		\$103,127.90
	<u>State Grants</u>			
439/9024	Public School Preschool	\$170,000.00		\$0.00
019/9240	State Safety and Security Grant	\$150,000.00		\$0.00
	Total State Grants	\$320,000.00		\$0.00
	<u>Federal Grants -Entitlement Funds</u>			
509/9024	College Now	\$200,000.00		\$34,970.33
516/9024	IDEA-B Special Education	\$1,107,492.63	\$544,865.46	\$544,865.46
536/9024	Title I Non Competitive School Imp.	\$129,316.77	\$15,253.84	\$15,253.84
572/9024	Title I	\$2,290,355.22	\$673,786.61	\$673,786.61
572/924E	Title I - Expanding Opportunites Sub-Grant	\$56,818.23		\$0.00
587/9024	Preschool Special Education	\$19,838.66	\$8,107.93	\$8,107.93
590/9024	Title II-A Improving Teacher Quality	\$331,377.06	\$58,598.61	\$58,598.61
584/9024	Title IV-A Student Supp/Academic Enrich	\$252,010.68	\$63,765.28	\$0.00
584/924S	TITLE IV- STRONGER CONNECTIONS SUB-GRANT	\$94,156.17		\$0.00
507/9024	ARP ESSER - EXPIRES 9/30/2024	\$16,158,353.99	\$503,432.90	8,228,896.27
	Total Federal Grants	\$20,639,719.41		\$9,564,479.05

CASH RECONCILIATION JANUARY 31ST, 2024

Garfield Heights City School District

DEPOSITORY BALANCES

JPMorgan Chase (payroll)	\$280,274.21
Key Bank (checking)	\$1,536,102.18
PNC Bank (checking)	\$194,367.91
PNC Bank (deposits)	\$462,287.11

TOTAL DEPOSITORY BALANCES \$2,473,031.41

INVESTMENTS

PNC	\$2.37
Star Ohio	\$6,124,120.13
Citizens Bank	\$33,563.55
Citizens Bank	\$6,705.22
RedTree Investment	\$1,720,454.74

TOTAL INVESTMENTS \$7,884,846.01

GRAND TOTAL \$10,357,877.42

RECONCILING ITEMS

Outstanding Checks-Regular Account	(\$157,435.66)
Outstanding Electronic Items	(\$257,088.22)
Outstanding Parma Quarterly Tax	(\$34.34)
Outstanding Checks-Payroll Account	(\$6,197.25)
IRS Payment to be reimbursed (Cleared JP 12/5/2023)	\$2,378.65
Payroll Adjustments	\$1,079.23
American Fidelity Variance December Bank to Book	(\$212.35)

TOTAL RECONCILING ITEMS (\$417,509.94)

RECONCILED BANK BALANCE \$9,940,367.48

TREASURER'S BALANCE \$9,940,367.48

\$0.00



P.O. Box 7177
Dublin, OH 43017

Account Statement

January 01, 2024 - January 31, 2024

ACCOUNT NUMBER

15348

REGISTRATION

GARFIELD HTS BD of EDUCATION
ATTN PHILLIP J. OKO
5640 BRIARCLIFF DR
GARFIELD HTS, OH 44125

Return Service Requested

0001147-0001233 PDFE 001 ----- 613808



GARFIELD HTS BD OF EDUCATION
ATTN PHILLIP J. OKO
5640 BRIARCLIFF DR
GARFIELD HTS, OH 44125

Client Services



Call: 800-648-STAR (7827)



Visit our website: www.tos.ohio.gov/star-ohio



Funds Management
STAR Ohio
Columbus, OH 43260

Shareholder Message Center

STAR Ohio will be closed on Monday, February 19, 2024 in observance of Presidents' Day.

As a reminder, twenty-four hours advance transaction notice to STAR Ohio is appreciated for purchases or redemptions of \$100 million or more. Advance notification allows the STAR Ohio fund to invest timely to achieve the best yield possible.

For questions or to update your account, please contact STAR Ohio from 8:30 a.m. to 5:00 p.m. Monday through Friday at 1.800.648.STAR (7827) or by emailing info@starohio.com.

ACCOUNT SUMMARY

Funds	Total Shares	Share Price	Share Value
STAR Ohio	6,124,120.130	\$1.0000	\$6,124,120.13

DISTRIBUTION SUMMARY

Funds	YTD Earnings	Reinvestment Option
	Income	Income
STAR Ohio	\$28,664.11	Reinvest

TRANSACTIONS

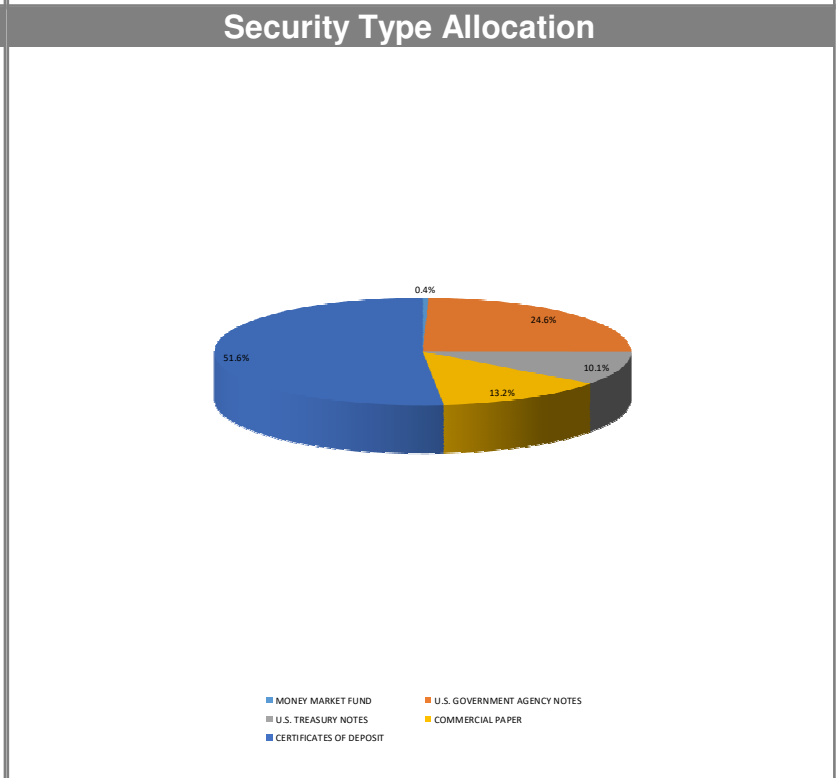
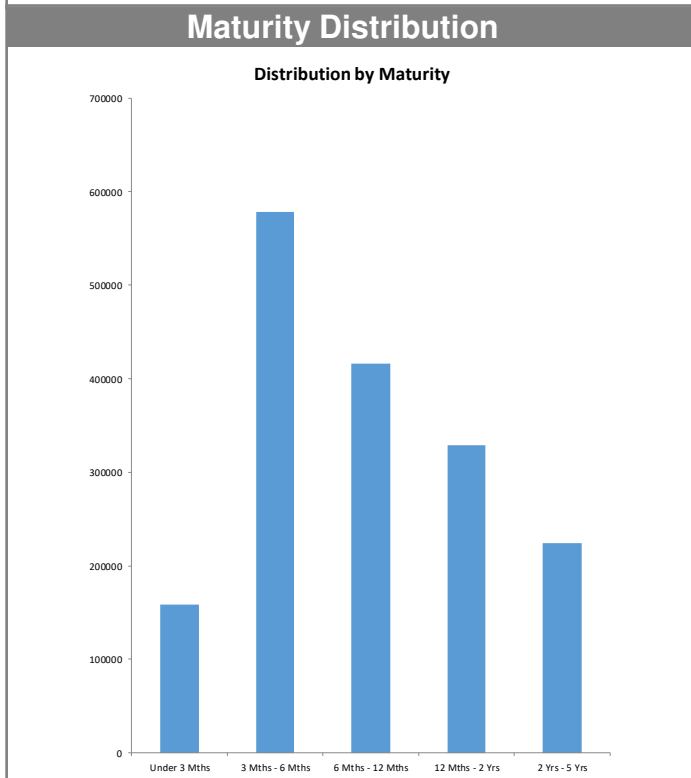
STAR Ohio Account Number: 15348

30 Day Yield = 5.54%

Date	Transaction Type	To/From Account Number	Shares	Share Price	Gross Amount	Share Value
	Beginning Shares Balance		6,095,456.020	\$1.00		\$6,095,456.02
01/31/2024	Income Dividend Reinvestment		28,664.110	\$1.00	\$28,664.11	6,124,120.13
	Closing Balance		6,124,120.130	\$1.00		\$6,124,120.13

Monthly Investment Summary
Garfield Heights City Schools
US Bank Custodian Acct Ending x70765
 January 31, 2024

Monthly Cash Flow Activity		Market Value Summary				
From 12-31-23 through 01-31-24						
Beginning Book Value	1,716,906.59	Security Type	Market Value	Pct. Assets	Avg Yield at Cost	Wght Avg Mat
Contributions	0.00	Money Market Fund				
Withdrawals	0.00	MONEY MARKET FUND	7,609.65	0.4	5.21	0.00
Prior Month Management Fees	-212.86	Fixed Income				
Realized Gains/Losses	0.00	U.S. GOVERNMENT AGENCY NOTES	420,006.95	24.5	0.48	0.83
Gross Interest Earnings	3,761.01	U.S. TREASURY NOTES	172,888.09	10.1	3.37	0.59
Ending Book Value	1,720,454.74	Accrued Interest	2,561.41	0.1		
		Commercial Paper				
		COMMERCIAL PAPER	225,558.65	13.2	5.68	0.35
		Certificate of Deposit				
		CERTIFICATES OF DEPOSIT	881,116.40	51.4	4.26	1.14
		Accrued Interest	4,146.66	0.2		
		TOTAL PORTFOLIO	1,713,887.80	100.0	3.43	0.90



Disclosures:

RedTree's internal accounting system is used as the source of the market value of this account. Although obtained from a source believed to be reliable, we cannot guarantee its accuracy. You should review all account statements provided by the custodian and compare with the statements provided by RedTree.

Portfolio Holdings Report
Garfield Heights City Schools
US Bank Custodian Acct Ending x70765
 January 31, 2024

Quantity	Cusip	Security Description	Moody's	S&P	Cost Basis	Market Value	Yield at Cost	Wtd Maturity	Purchase Date
U.S. GOVERNMENT AGENCY NOTES									
100,000	3133EMQL9	Federal Farm Credit Bank 0.200% Due 02-12-24	Aaa	AA+	99,951.00	99,847.45	0.22	0.03	02-12-21
140,000	3130AMBY7	Federal Home Ln Bank 0.550% Due 11-26-24	Aaa	AA+	139,986.00	135,090.80	0.55	0.80	05-28-21
110,000	3133EMER9	Federal Farm Credit Bank 0.470% Due 01-27-25	Aaa	AA+	109,873.50	105,488.90	0.50	0.97	10-29-20
85,000	3134GWZV1	Federal Home Ln Mtg 0.650% Due 10-22-25	Aaa	AA+	85,000.00	79,579.79	0.65	1.68	10-23-20
	Accrued Interest					390.60			
					434,810.50	420,397.55	0.48	0.83	
U.S. TREASURY NOTES									
155,000	91282CFG1	US Treasury Note 3.250% Due 08-31-24	Aaa	AA+	154,418.75	153,334.96	3.45	0.56	08-31-22
20,000	9128283P3	US Treasury Note 2.250% Due 12-31-24	Aaa	AA+	19,742.19	19,553.12	2.75	0.89	04-21-22
	Accrued Interest					2,170.81			
					174,160.94	175,058.90	3.37	0.59	
CERTIFICATES OF DEPOSIT									
59,000	949763ZA7	Wells Fargo Bank, SD 2.850% Due 04-10-24			58,941.00	58,735.93	2.89	0.19	04-16-19
115,000	61690UHH6	Morgan Stanley Bank, UT 2.650% Due 06-13-24			114,655.00	113,954.71	2.71	0.36	06-13-19
194,000	07815ACY1	Bell Bank, ND 4.750% Due 07-22-24			194,000.00	193,736.48	4.80	0.46	04-20-23
45,000	254673M94	Discover Bank, DE 3.300% Due 07-29-24			44,955.00	44,618.58	3.35	0.48	07-29-22
100,000	20033A3U8	Comenity Capital Bank, UT 4.650% Due 04-17-25			99,900.00	99,858.25	4.75	1.15	04-18-23
49,000	27002YFE1	EagleBank, MD 3.300% Due 08-18-25			48,926.50	48,011.88	3.38	1.48	08-18-22
100,000	31985HCG9	First Commerce Bank, NJ 4.800% Due 12-15-25			99,900.00	100,464.02	4.90	1.75	12-15-23
120,000	02357QBT3	Amerant Bank NA, FL 4.950% Due 03-23-26			119,820.00	121,193.17	5.00	1.98	03-23-23
50,000	12547CAZ1	CIBC Bank USA, IL 4.550% Due 04-14-26			49,925.00	50,111.26	4.60	2.05	04-14-23
50,000	58404DUA7	Medallion Bank, UT 4.500% Due 12-29-26			49,925.00	50,432.11	4.60	2.68	12-29-23
	Accrued Interest					4,146.66			
					880,947.50	885,263.06	4.26	1.14	
COMMERCIAL PAPER									
100,000	06054NF48	Bank of America 0.000% Due 06-04-24		A-1	96,152.50	98,147.60	5.93	0.34	10-05-23
130,000	62479LFD2	MUFG Bank 0.000% Due 06-13-24	P-1	A-1	126,773.65	127,411.05	5.49	0.36	12-29-23
					222,926.15	225,558.65	5.68	0.35	
MONEY MARKET FUND									
	USBMMF	First American Treasury Obligations Fund			7,609.65	7,609.65	5.21		
TOTAL PORTFOLIO					1,720,454.74	1,713,887.80	3.43	0.90	

Disclosures:

RedTree's internal accounting system is used as the source of the market value of this account. Although obtained from a source believed to be reliable, we cannot guarantee its accuracy. You should review all account statements provided by the custodian and compare with the statements provided by RedTree.

Questions? Call 888.596.2293 or email info@redtreeinv.com

Check Number	Type	Date	Vendor #	Status	Reconcile	Amount
124343	ACCOUNTS_PAYABLE	01/02/2024	110121	RECONCILED	01/03/202	125
124345	ACCOUNTS_PAYABLE	01/02/2024	1000430	RECONCILED	01/03/202	125
124344	ACCOUNTS_PAYABLE	01/02/2024	832927	RECONCILED	01/03/202	300
124346	ACCOUNTS_PAYABLE	01/02/2024	1000668	RECONCILED	01/03/202	125
124366	ACCOUNTS_PAYABLE	01/03/2024	831162	RECONCILED	01/08/202	25.99
124353	ACCOUNTS_PAYABLE	01/03/2024	40220	RECONCILED	01/05/202	2218.19
124376	ACCOUNTS_PAYABLE	01/03/2024	1000495	RECONCILED	01/04/202	41780
124357	ACCOUNTS_PAYABLE	01/03/2024	120127	RECONCILED	01/09/202	114.52
124368	ACCOUNTS_PAYABLE	01/03/2024	831636	RECONCILED	01/04/202	475
124370	ACCOUNTS_PAYABLE	01/03/2024	832820	RECONCILED	01/04/202	31550
124371	ACCOUNTS_PAYABLE	01/03/2024	832878	RECONCILED	01/12/202	2800
124373	ACCOUNTS_PAYABLE	01/03/2024	1000212	RECONCILED	01/10/202	677.2
124362	ACCOUNTS_PAYABLE	01/03/2024	210114	RECONCILED	01/04/202	3771.7
124359	ACCOUNTS_PAYABLE	01/03/2024	150173	RECONCILED	01/04/202	668.13
124369	ACCOUNTS_PAYABLE	01/03/2024	832708	RECONCILED	01/10/202	150
124354	ACCOUNTS_PAYABLE	01/03/2024	50183	RECONCILED	01/05/202	12483.25
124351	ACCOUNTS_PAYABLE	01/03/2024	30571	RECONCILED	01/08/202	125
124374	ACCOUNTS_PAYABLE	01/03/2024	1000458	RECONCILED	01/04/202	4349
124352	ACCOUNTS_PAYABLE	01/03/2024	40052	RECONCILED	01/04/202	6453.24
124356	ACCOUNTS_PAYABLE	01/03/2024	70405	RECONCILED	01/31/202	9875
124372	ACCOUNTS_PAYABLE	01/03/2024	1000050	RECONCILED	01/08/202	340
124348	ACCOUNTS_PAYABLE	01/03/2024	20237	RECONCILED	01/04/202	3101.56
124355	ACCOUNTS_PAYABLE	01/03/2024	70148	RECONCILED	01/04/202	744.7
124363	ACCOUNTS_PAYABLE	01/03/2024	803379	RECONCILED	01/04/202	86.47
124377	ACCOUNTS_PAYABLE	01/03/2024	1000625	RECONCILED	01/10/202	4095
124349	ACCOUNTS_PAYABLE	01/03/2024	20327	RECONCILED	01/04/202	29130
124378	ACCOUNTS_PAYABLE	01/03/2024	1000655	RECONCILED	01/04/202	6050
124361	ACCOUNTS_PAYABLE	01/03/2024	200240	RECONCILED	01/04/202	120.14
124347	ACCOUNTS_PAYABLE	01/03/2024	10109	RECONCILED	01/10/202	317.5
124375	ACCOUNTS_PAYABLE	01/03/2024	1000493	RECONCILED	01/04/202	69.93
124365	ACCOUNTS_PAYABLE	01/03/2024	830696	RECONCILED	01/09/202	639.49
124358	ACCOUNTS_PAYABLE	01/03/2024	150101	RECONCILED	01/08/202	3216.14
124364	ACCOUNTS_PAYABLE	01/03/2024	803525	RECONCILED	01/04/202	3835
124350	ACCOUNTS_PAYABLE	01/03/2024	30358	RECONCILED	01/08/202	3416.06
124360	ACCOUNTS_PAYABLE	01/03/2024	170118	RECONCILED	01/04/202	199
124367	ACCOUNTS_PAYABLE	01/03/2024	831586	RECONCILED	01/04/202	610
124379	ACCOUNTS_PAYABLE	01/04/2024	1000489	RECONCILED	01/05/202	10823.74
124392	ACCOUNTS_PAYABLE	01/08/2024	833052	RECONCILED	01/09/202	62.5
124385	ACCOUNTS_PAYABLE	01/08/2024	703291	RECONCILED	01/09/202	125
124388	ACCOUNTS_PAYABLE	01/08/2024	832674	RECONCILED	01/09/202	62.5
124381	ACCOUNTS_PAYABLE	01/08/2024	40135	RECONCILED	01/09/202	187.5
124390	ACCOUNTS_PAYABLE	01/08/2024	832866	RECONCILED	01/09/202	125
124384	ACCOUNTS_PAYABLE	01/08/2024	200112	RECONCILED	01/09/202	437.5
124382	ACCOUNTS_PAYABLE	01/08/2024	100128	RECONCILED	01/09/202	62.5
124386	ACCOUNTS_PAYABLE	01/08/2024	803385	OUTSTANDING		54.25
124387	ACCOUNTS_PAYABLE	01/08/2024	832441	RECONCILED	01/09/202	187.5

124389	ACCOUNTS_PAYABLE	01/08/2024	832851	RECONCILI	01/09/202	50
124393	ACCOUNTS_PAYABLE	01/08/2024	1000675	RECONCILI	01/09/202	125
124391	ACCOUNTS_PAYABLE	01/08/2024	832888	RECONCILI	01/09/202	677.3
124380	ACCOUNTS_PAYABLE	01/08/2024	10114	RECONCILI	01/09/202	375
124383	ACCOUNTS_PAYABLE	01/08/2024	190231	OUTSTANDING		91.64
124394	ACCOUNTS_PAYABLE	01/08/2024	1000683	RECONCILI	01/09/202	250
124416	ACCOUNTS_PAYABLE	01/08/2024	700146	RECONCILI	01/12/202	275
124408	ACCOUNTS_PAYABLE	01/08/2024	140295	RECONCILI	01/11/202	6190.01
124396	ACCOUNTS_PAYABLE	01/08/2024	10415	RECONCILI	01/10/202	12255.31
124438	ACCOUNTS_PAYABLE	01/08/2024	1000719	RECONCILI	01/10/202	150
124429	ACCOUNTS_PAYABLE	01/08/2024	1000210	RECONCILI	01/30/202	532
124405	ACCOUNTS_PAYABLE	01/08/2024	70243	RECONCILI	01/12/202	217.3
124418	ACCOUNTS_PAYABLE	01/08/2024	803435	RECONCILI	01/09/202	32510.35
124403	ACCOUNTS_PAYABLE	01/08/2024	50183	RECONCILI	01/10/202	30500.85
124410	ACCOUNTS_PAYABLE	01/08/2024	150101	RECONCILI	01/19/202	2620.22
124402	ACCOUNTS_PAYABLE	01/08/2024	40220	RECONCILI	01/10/202	692.46
124430	ACCOUNTS_PAYABLE	01/08/2024	1000305	RECONCILI	01/09/202	1052.2
124436	ACCOUNTS_PAYABLE	01/08/2024	1000712	RECONCILI	01/11/202	1674
124413	ACCOUNTS_PAYABLE	01/08/2024	180214	RECONCILI	01/09/202	13285.84
124428	ACCOUNTS_PAYABLE	01/08/2024	1000071	RECONCILI	01/16/202	3300
124431	ACCOUNTS_PAYABLE	01/08/2024	1000325	RECONCILI	01/16/202	58.69
124395	ACCOUNTS_PAYABLE	01/08/2024	10109	RECONCILI	01/16/202	2067
124414	ACCOUNTS_PAYABLE	01/08/2024	180322	RECONCILI	01/09/202	547266.7
124437	ACCOUNTS_PAYABLE	01/08/2024	1000713	RECONCILI	01/09/202	2500
124401	ACCOUNTS_PAYABLE	01/08/2024	40052	RECONCILI	01/09/202	951.74
124426	ACCOUNTS_PAYABLE	01/08/2024	833383	RECONCILI	01/09/202	286.6
124432	ACCOUNTS_PAYABLE	01/08/2024	1000379	RECONCILI	01/09/202	12828
124427	ACCOUNTS_PAYABLE	01/08/2024	833472	RECONCILI	01/09/202	3187.5
124433	ACCOUNTS_PAYABLE	01/08/2024	1000625	RECONCILI	01/11/202	1848
124420	ACCOUNTS_PAYABLE	01/08/2024	831192	OUTSTANDING		1700
124411	ACCOUNTS_PAYABLE	01/08/2024	150180	RECONCILI	01/23/202	9781
124412	ACCOUNTS_PAYABLE	01/08/2024	150183	RECONCILI	01/09/202	1935.52
124422	ACCOUNTS_PAYABLE	01/08/2024	832294	RECONCILI	01/09/202	823
124423	ACCOUNTS_PAYABLE	01/08/2024	832858	RECONCILI	01/09/202	400
124404	ACCOUNTS_PAYABLE	01/08/2024	70107	RECONCILI	01/09/202	400
124398	ACCOUNTS_PAYABLE	01/08/2024	20441	RECONCILI	02/02/202	7892.89
124434	ACCOUNTS_PAYABLE	01/08/2024	1000696	RECONCILI	01/09/202	3333.33
124424	ACCOUNTS_PAYABLE	01/08/2024	832926	RECONCILI	01/10/202	1077.37
124425	ACCOUNTS_PAYABLE	01/08/2024	832932	RECONCILI	01/09/202	176
124415	ACCOUNTS_PAYABLE	01/08/2024	190000	RECONCILI	01/09/202	1403
124435	ACCOUNTS_PAYABLE	01/08/2024	1000704	RECONCILI	01/12/202	290
124399	ACCOUNTS_PAYABLE	01/08/2024	30467	RECONCILI	01/09/202	8496.42
124406	ACCOUNTS_PAYABLE	01/08/2024	90140	RECONCILI	01/10/202	3590.7
124397	ACCOUNTS_PAYABLE	01/08/2024	20437	RECONCILI	01/11/202	872.5
124407	ACCOUNTS_PAYABLE	01/08/2024	120271	OUTSTANDING		546.64
124419	ACCOUNTS_PAYABLE	01/08/2024	831162	RECONCILI	01/12/202	305.29
124417	ACCOUNTS_PAYABLE	01/08/2024	803379	RECONCILI	01/09/202	149.6

124400	ACCOUNTS_PAYABLE	01/08/2024	30546	RECONCILI	01/11/202	641.34
124409	ACCOUNTS_PAYABLE	01/08/2024	150076	RECONCILI	01/11/202	295
124439	ACCOUNTS_PAYABLE	01/08/2024	1000720	RECONCILI	01/11/202	1576
124421	ACCOUNTS_PAYABLE	01/08/2024	832109	RECONCILI	01/09/202	42.3
124440	ACCOUNTS_PAYABLE	01/08/2024	80454	RECONCILI	01/09/202	22265.67
124447	ACCOUNTS_PAYABLE	01/16/2024	832674	RECONCILI	01/17/202	62.5
124445	ACCOUNTS_PAYABLE	01/16/2024	831231	RECONCILI	01/17/202	125
124453	ACCOUNTS_PAYABLE	01/16/2024	1000666	RECONCILI	01/17/202	125
124449	ACCOUNTS_PAYABLE	01/16/2024	1000161	RECONCILI	01/17/202	125
124452	ACCOUNTS_PAYABLE	01/16/2024	1000431	RECONCILI	01/17/202	250
124450	ACCOUNTS_PAYABLE	01/16/2024	1000398	RECONCILI	01/17/202	125
124456	ACCOUNTS_PAYABLE	01/16/2024	1000692	RECONCILI	01/17/202	81.8
124442	ACCOUNTS_PAYABLE	01/16/2024	100330	RECONCILI	01/17/202	50
124455	ACCOUNTS_PAYABLE	01/16/2024	1000691	RECONCILI	01/17/202	171.34
124451	ACCOUNTS_PAYABLE	01/16/2024	1000401	RECONCILI	01/17/202	687.5
124448	ACCOUNTS_PAYABLE	01/16/2024	832852	RECONCILI	01/17/202	250
124454	ACCOUNTS_PAYABLE	01/16/2024	1000679	RECONCILI	01/17/202	125
124444	ACCOUNTS_PAYABLE	01/16/2024	830697	RECONCILI	01/17/202	375
124443	ACCOUNTS_PAYABLE	01/16/2024	130081	RECONCILI	01/17/202	62.5
124441	ACCOUNTS_PAYABLE	01/16/2024	100128	RECONCILI	01/17/202	62.5
124446	ACCOUNTS_PAYABLE	01/16/2024	832198	RECONCILI	01/17/202	50
124461	ACCOUNTS_PAYABLE	01/18/2024	70102	RECONCILI	01/22/202	1213.85
124471	ACCOUNTS_PAYABLE	01/18/2024	210114	RECONCILI	01/19/202	5122.32
124485	ACCOUNTS_PAYABLE	01/18/2024	1000625	RECONCILI	01/22/202	1197
124460	ACCOUNTS_PAYABLE	01/18/2024	50183	RECONCILI	01/22/202	12081
124475	ACCOUNTS_PAYABLE	01/18/2024	832917	RECONCILI	01/19/202	2566.67
124477	ACCOUNTS_PAYABLE	01/18/2024	833080	RECONCILI	01/19/202	666.25
124474	ACCOUNTS_PAYABLE	01/18/2024	830708	RECONCILI	01/23/202	3625
124489	ACCOUNTS_PAYABLE	01/18/2024	1000702	RECONCILI	01/19/202	4440.5
124487	ACCOUNTS_PAYABLE	01/18/2024	1000679	RECONCILI	01/18/202	217.87
124470	ACCOUNTS_PAYABLE	01/18/2024	200240	RECONCILI	01/19/202	2686.91
124468	ACCOUNTS_PAYABLE	01/18/2024	190000	RECONCILI	01/19/202	1142
124478	ACCOUNTS_PAYABLE	01/18/2024	833145	RECONCILI	01/18/202	55.93
124469	ACCOUNTS_PAYABLE	01/18/2024	190410	RECONCILI	01/19/202	158.05
124491	ACCOUNTS_PAYABLE	01/18/2024	1000721	OUTSTANDING		95.89
124476	ACCOUNTS_PAYABLE	01/18/2024	832932	RECONCILI	01/19/202	663.98
124463	ACCOUNTS_PAYABLE	01/18/2024	110170	RECONCILI	01/23/202	109
124488	ACCOUNTS_PAYABLE	01/18/2024	1000696	RECONCILI	01/19/202	3333.33
124472	ACCOUNTS_PAYABLE	01/18/2024	500930	RECONCILI	01/29/202	139.89
124464	ACCOUNTS_PAYABLE	01/18/2024	140110	RECONCILI	01/19/202	938
124466	ACCOUNTS_PAYABLE	01/18/2024	160245	RECONCILI	01/22/202	250
124462	ACCOUNTS_PAYABLE	01/18/2024	100283	RECONCILI	01/19/202	25.97
124482	ACCOUNTS_PAYABLE	01/18/2024	1000360	RECONCILI	01/18/202	44.95
124479	ACCOUNTS_PAYABLE	01/18/2024	833271	RECONCILI	02/01/202	351.91
124481	ACCOUNTS_PAYABLE	01/18/2024	1000194	RECONCILI	01/18/202	72.98
124486	ACCOUNTS_PAYABLE	01/18/2024	1000635	RECONCILI	01/19/202	37680.34
124459	ACCOUNTS_PAYABLE	01/18/2024	40052	RECONCILI	01/19/202	1202.58

124465	ACCOUNTS_PAYABLE	01/18/2024	150101	RECONCILI	01/22/202	50.81
124484	ACCOUNTS_PAYABLE	01/18/2024	1000480	RECONCILI	01/26/202	24.8
124473	ACCOUNTS_PAYABLE	01/18/2024	803379	RECONCILI	01/19/202	161.79
124467	ACCOUNTS_PAYABLE	01/18/2024	170111	RECONCILI	01/24/202	399.9
124457	ACCOUNTS_PAYABLE	01/18/2024	20226	RECONCILI	01/19/202	374.97
124458	ACCOUNTS_PAYABLE	01/18/2024	20229	RECONCILI	01/19/202	292
124483	ACCOUNTS_PAYABLE	01/18/2024	1000471	RECONCILI	01/26/202	1203.04
124490	ACCOUNTS_PAYABLE	01/18/2024	1000714	RECONCILI	01/19/202	6628.23
124480	ACCOUNTS_PAYABLE	01/18/2024	833517	RECONCILI	01/19/202	208.5
124492	ACCOUNTS_PAYABLE	01/18/2024	831586	RECONCILI	01/19/202	465
124493	ACCOUNTS_PAYABLE	01/18/2024	832728	RECONCILI	01/19/202	850
124495	ACCOUNTS_PAYABLE	01/22/2024	831303	RECONCILI	01/23/202	100
124500	ACCOUNTS_PAYABLE	01/22/2024	833326	RECONCILI	01/23/202	375
124497	ACCOUNTS_PAYABLE	01/22/2024	832453	RECONCILI	01/23/202	125
124494	ACCOUNTS_PAYABLE	01/22/2024	703291	RECONCILI	01/23/202	125
124496	ACCOUNTS_PAYABLE	01/22/2024	832331	RECONCILI	01/23/202	125
124501	ACCOUNTS_PAYABLE	01/22/2024	1000381	RECONCILI	01/23/202	375
124498	ACCOUNTS_PAYABLE	01/22/2024	832852	RECONCILI	01/23/202	812.5
124499	ACCOUNTS_PAYABLE	01/22/2024	833052	RECONCILI	01/23/202	62.5
124503	ACCOUNTS_PAYABLE	01/22/2024	1000503	RECONCILI	01/23/202	50
124502	ACCOUNTS_PAYABLE	01/22/2024	1000401	RECONCILI	01/23/202	62.5
0	ACCOUNTS_PAYABLE	01/31/2024	900016	RECONCILI	01/31/202	287266
0	ACCOUNTS_PAYABLE	01/31/2024	900017	RECONCILI	01/31/202	89146
124507	ACCOUNTS_PAYABLE	01/24/2024	50110	RECONCILI	01/30/202	2751.25
124506	ACCOUNTS_PAYABLE	01/24/2024	40220	RECONCILI	01/26/202	2663.05
124532	ACCOUNTS_PAYABLE	01/24/2024	1000271	RECONCILI	01/25/202	2080
124510	ACCOUNTS_PAYABLE	01/24/2024	90140	RECONCILI	01/26/202	4181.22
124535	ACCOUNTS_PAYABLE	01/24/2024	1000696	RECONCILI	01/25/202	3333.33
124516	ACCOUNTS_PAYABLE	01/24/2024	190000	RECONCILI	01/25/202	424
124528	ACCOUNTS_PAYABLE	01/24/2024	832931	RECONCILI	01/25/202	6126.25
124521	ACCOUNTS_PAYABLE	01/24/2024	831999	RECONCILI	01/31/202	613.8
124515	ACCOUNTS_PAYABLE	01/24/2024	180214	RECONCILI	01/25/202	2551.2
124509	ACCOUNTS_PAYABLE	01/24/2024	70449	RECONCILI	01/29/202	339.8
124511	ACCOUNTS_PAYABLE	01/24/2024	130068	RECONCILI	01/25/202	500
124534	ACCOUNTS_PAYABLE	01/24/2024	1000625	RECONCILI	01/29/202	1995
124531	ACCOUNTS_PAYABLE	01/24/2024	1000176	RECONCILI	01/25/202	2740.7
124520	ACCOUNTS_PAYABLE	01/24/2024	831636	RECONCILI	01/25/202	466
124523	ACCOUNTS_PAYABLE	01/24/2024	832489	RECONCILI	01/25/202	236.55
124536	ACCOUNTS_PAYABLE	01/24/2024	1000715	RECONCILI	01/29/202	15820
124533	ACCOUNTS_PAYABLE	01/24/2024	1000471	RECONCILI	01/26/202	4136.4
124512	ACCOUNTS_PAYABLE	01/24/2024	150120	RECONCILI	02/01/202	5885.44
124524	ACCOUNTS_PAYABLE	01/24/2024	832680	RECONCILI	01/25/202	1820.04
124530	ACCOUNTS_PAYABLE	01/24/2024	833383	RECONCILI	01/25/202	96.45
124508	ACCOUNTS_PAYABLE	01/24/2024	50183	RECONCILI	01/26/202	5477.25
124505	ACCOUNTS_PAYABLE	01/24/2024	40052	RECONCILI	01/25/202	35.1
124525	ACCOUNTS_PAYABLE	01/24/2024	832728	RECONCILI	01/25/202	1248.75
124519	ACCOUNTS_PAYABLE	01/24/2024	200258	RECONCILI	01/26/202	840.5

124529	ACCOUNTS_PAYABLE	01/24/2024	833324	RECONCILE	01/25/202	2394
124513	ACCOUNTS_PAYABLE	01/24/2024	150128	RECONCILE	01/30/202	330.25
124514	ACCOUNTS_PAYABLE	01/24/2024	160275	RECONCILE	01/25/202	18875.41
124522	ACCOUNTS_PAYABLE	01/24/2024	832443	RECONCILE	01/25/202	4195
124517	ACCOUNTS_PAYABLE	01/24/2024	190410	RECONCILE	01/25/202	211.05
124518	ACCOUNTS_PAYABLE	01/24/2024	200128	RECONCILE	01/25/202	528
124526	ACCOUNTS_PAYABLE	01/24/2024	832828	RECONCILE	01/25/202	56.5
124527	ACCOUNTS_PAYABLE	01/24/2024	832850	RECONCILE	01/25/202	6972
124537	ACCOUNTS_PAYABLE	01/24/2024	1000717	RECONCILE	02/01/202	30
124504	ACCOUNTS_PAYABLE	01/24/2024	20437	RECONCILE	01/30/202	497.75
124538	ACCOUNTS_PAYABLE	01/29/2024	80454	RECONCILE	01/30/202	14891.78
124547	ACCOUNTS_PAYABLE	01/29/2024	831670	OUTSTANDING		175
124556	ACCOUNTS_PAYABLE	01/29/2024	1000570	RECONCILE	02/01/202	2000
124554	ACCOUNTS_PAYABLE	01/29/2024	1000461	RECONCILE	01/30/202	145.2
124550	ACCOUNTS_PAYABLE	01/29/2024	832851	RECONCILE	01/30/202	50
124551	ACCOUNTS_PAYABLE	01/29/2024	832858	RECONCILE	01/30/202	250
124539	ACCOUNTS_PAYABLE	01/29/2024	70131	RECONCILE	02/08/202	50
124548	ACCOUNTS_PAYABLE	01/29/2024	832330	RECONCILE	01/30/202	250
124555	ACCOUNTS_PAYABLE	01/29/2024	1000515	RECONCILE	01/31/202	34.68
124559	ACCOUNTS_PAYABLE	01/29/2024	1000683	RECONCILE	01/30/202	125
124561	ACCOUNTS_PAYABLE	01/29/2024	1000698	RECONCILE	01/30/202	16.49
124546	ACCOUNTS_PAYABLE	01/29/2024	830857	RECONCILE	02/06/202	625
124558	ACCOUNTS_PAYABLE	01/29/2024	1000675	RECONCILE	01/30/202	125
124541	ACCOUNTS_PAYABLE	01/29/2024	110121	RECONCILE	01/30/202	125
124557	ACCOUNTS_PAYABLE	01/29/2024	1000668	RECONCILE	01/30/202	125
124552	ACCOUNTS_PAYABLE	01/29/2024	1000430	RECONCILE	01/30/202	125
124545	ACCOUNTS_PAYABLE	01/29/2024	500601	RECONCILE	01/30/202	375
124560	ACCOUNTS_PAYABLE	01/29/2024	1000692	RECONCILE	01/30/202	125
124540	ACCOUNTS_PAYABLE	01/29/2024	100128	RECONCILE	01/30/202	62.5
124549	ACCOUNTS_PAYABLE	01/29/2024	832454	RECONCILE	01/30/202	70.78
124553	ACCOUNTS_PAYABLE	01/29/2024	1000460	RECONCILE	01/30/202	50
124562	ACCOUNTS_PAYABLE	01/29/2024	1000711	RECONCILE	01/30/202	187.5
124543	ACCOUNTS_PAYABLE	01/29/2024	130081	RECONCILE	01/30/202	62.5
124544	ACCOUNTS_PAYABLE	01/29/2024	130259	RECONCILE	01/30/202	750
124542	ACCOUNTS_PAYABLE	01/29/2024	110265	RECONCILE	01/30/202	750
124608	ACCOUNTS_PAYABLE	01/30/2024	1000727	RECONCILE	01/31/202	275
124576	ACCOUNTS_PAYABLE	01/30/2024	90140	RECONCILE	02/01/202	54699.79
124601	ACCOUNTS_PAYABLE	01/30/2024	832917	RECONCILE	01/31/202	5792
124570	ACCOUNTS_PAYABLE	01/30/2024	40052	RECONCILE	01/31/202	479.11
124585	ACCOUNTS_PAYABLE	01/30/2024	140295	RECONCILE	02/01/202	4914.13
124596	ACCOUNTS_PAYABLE	01/30/2024	803458	RECONCILE	02/08/202	113.06
124573	ACCOUNTS_PAYABLE	01/30/2024	70243	RECONCILE	02/05/202	205
124600	ACCOUNTS_PAYABLE	01/30/2024	832706	RECONCILE	01/31/202	17813.86
124584	ACCOUNTS_PAYABLE	01/30/2024	130225	RECONCILE	01/31/202	60
124587	ACCOUNTS_PAYABLE	01/30/2024	150173	RECONCILE	01/31/202	6793
124595	ACCOUNTS_PAYABLE	01/30/2024	803379	RECONCILE	01/31/202	327.91
124588	ACCOUNTS_PAYABLE	01/30/2024	160275	RECONCILE	01/31/202	58149.28

124586	ACCOUNTS_PAYABLE	01/30/2024	150101	RECONCILE	02/05/202	3229.96
124569	ACCOUNTS_PAYABLE	01/30/2024	30571	RECONCILE	02/05/202	335
124593	ACCOUNTS_PAYABLE	01/30/2024	505047	RECONCILE	02/02/202	8244.38
124571	ACCOUNTS_PAYABLE	01/30/2024	40073	RECONCILE	01/31/202	5442.94
124564	ACCOUNTS_PAYABLE	01/30/2024	10415	RECONCILE	01/31/202	23633
124574	ACCOUNTS_PAYABLE	01/30/2024	70448	RECONCILE	02/05/202	37367.92
124592	ACCOUNTS_PAYABLE	01/30/2024	230417	RECONCILE	01/31/202	9802.5
124606	ACCOUNTS_PAYABLE	01/30/2024	1000212	RECONCILE	02/06/202	923.45
124607	ACCOUNTS_PAYABLE	01/30/2024	1000625	RECONCILE	02/05/202	798
124568	ACCOUNTS_PAYABLE	01/30/2024	30546	RECONCILE	02/02/202	641.34
124594	ACCOUNTS_PAYABLE	01/30/2024	702004	RECONCILE	02/05/202	6000
124572	ACCOUNTS_PAYABLE	01/30/2024	50183	RECONCILE	02/01/202	5607.75
124581	ACCOUNTS_PAYABLE	01/30/2024	110170	RECONCILE	01/31/202	795.28
124582	ACCOUNTS_PAYABLE	01/30/2024	110211	RECONCILE	01/31/202	119219.2
124603	ACCOUNTS_PAYABLE	01/30/2024	833294	RECONCILE	01/31/202	24250
124590	ACCOUNTS_PAYABLE	01/30/2024	210114	RECONCILE	01/31/202	863.5
124579	ACCOUNTS_PAYABLE	01/30/2024	100209	RECONCILE	01/31/202	2436.91
124599	ACCOUNTS_PAYABLE	01/30/2024	832657	RECONCILE	01/31/202	36065.25
124567	ACCOUNTS_PAYABLE	01/30/2024	30467	RECONCILE	01/31/202	26355.29
124583	ACCOUNTS_PAYABLE	01/30/2024	130068	RECONCILE	01/31/202	450
124578	ACCOUNTS_PAYABLE	01/30/2024	100208	RECONCILE	02/02/202	14.43
124565	ACCOUNTS_PAYABLE	01/30/2024	20310	RECONCILE	02/05/202	11974.05
124563	ACCOUNTS_PAYABLE	01/30/2024	10109	RECONCILE	02/02/202	1250
124604	ACCOUNTS_PAYABLE	01/30/2024	833480	OUTSTANDING		500
124605	ACCOUNTS_PAYABLE	01/30/2024	1000050	RECONCILE	02/05/202	340
124589	ACCOUNTS_PAYABLE	01/30/2024	190000	RECONCILE	01/31/202	4462
124566	ACCOUNTS_PAYABLE	01/30/2024	30240	RECONCILE	01/31/202	262.52
124591	ACCOUNTS_PAYABLE	01/30/2024	230211	RECONCILE	01/31/202	9968.83
124575	ACCOUNTS_PAYABLE	01/30/2024	70449	RECONCILE	02/05/202	147.18
124597	ACCOUNTS_PAYABLE	01/30/2024	832059	RECONCILE	01/31/202	1636.5
124598	ACCOUNTS_PAYABLE	01/30/2024	832237	RECONCILE	01/31/202	2500
124580	ACCOUNTS_PAYABLE	01/30/2024	110145	RECONCILE	01/31/202	252.57
124577	ACCOUNTS_PAYABLE	01/30/2024	100201	RECONCILE	01/31/202	2138
124602	ACCOUNTS_PAYABLE	01/30/2024	833268	RECONCILE	01/31/202	96.55
124609	ACCOUNTS_PAYABLE	01/30/2024	90140	RECONCILE	02/01/202	317.74
0	PAYROLL	01/26/2024		RECONCILE	01/31/202	119107.2
0	PAYROLL	01/26/2024		RECONCILE	01/31/202	1094277
0	PAYROLL	01/12/2024		RECONCILE	01/31/202	1030826
0	ACCOUNTS_PAYABLE	01/31/2024	900039	RECONCILE	01/31/202	29450.96
0	ACCOUNTS_PAYABLE	01/31/2024	900050	RECONCILE	01/31/202	11994.25
0	ACCOUNTS_PAYABLE	01/31/2024	900047	RECONCILE	01/31/202	1971.06
0	ACCOUNTS_PAYABLE	01/31/2024	900008	RECONCILE	01/31/202	456252.1
0	ACCOUNTS_PAYABLE	01/31/2024	900017	RECONCILE	01/31/202	2235.23
0	ACCOUNTS_PAYABLE	01/31/2024	900016	RECONCILE	01/31/202	30811.44
0	ACCOUNTS_PAYABLE	01/31/2024	900022	RECONCILE	01/31/202	2618.07